


Epson cartridges refill instructions: B300,310/500,510


Thank you for choosing our products. Before the installation read carefully this instructions. For any clarification or technical support contact our customer service: www.cheapoffice.it

BEFORE STARTING THE REFILL OPERATION YOU MUST REMOVE THE CHIP FROM THE ORIGINAL CARTRIDGE AND INSERT IT IN THE CORRESPONDING EMPTY CARTRIDGE COMPARTMENT (PAG 2).

Each cartridge pack content:
 1 x refillable cartridge
 1 x funnel
 1x 10 ml plastic syringe
 1x plastic needle
 1 x filter



1. Remove the cap in the back side of the cartridge (Red arrow)




2. Insert the funnel in the hole (point 1)




3. Fill the ink tank with the ink until the ink reach the level indicated in point 4.



4. Ink max level (approximately 1cm from the full fill of the cartridge).




5. Close the cap.



6. put the needle in the syringe



7- put the syringe tip in the ink outlet hole (green arrow) and aspirate approximately 10ml of ink (red arrow).



Now the cartridge is ready to be put in the printer. Repeat the same operations for all the cartridges.



1- In the cartridge back side there are two holes: the big one for the ink refill, the small one for the air. After the refill the small hole must remain open to allow the printer to work correctly.


IMPORTANT:

The cartridges must be refilled before the ink runs out completely. If this were to happen you have to repeat all the refill operations.


FOR ANY DOUBTS CALL THE ASSISTANCE: +39 0522/260545

BEFORE STARTING THE REFILL OPERATION YOU MUST REMOVE THE CHIP FROM THE ORIGINAL CARTRIDGE AND INSERT IT IN THE CORRESPONDING EMPTY CARTRIDGE COMPARTMENT


- 1) Remove carefully the chip from the original cartridge using an object with a thin tip (Photo 1).



- 2) Insert the chip in the compartment (Photo 2).



- 3) Close the cap making sure that the chip stays on the contacts (Photo 3).



DISTRIBUTED BY
CHEAP OFFICE
tel. 0522 260545
Fax. 0522 524725
www.cheapoffice.it