


Marius Fabre black soap is a natural shampoo for animals.



Dogs and other pets

Gently cleans and adds shine to their coat, and helps prevent allergies (eczema etc). Also prevents parasites.

INSTRUCTIONS FOR USE: thoroughly dampen your pet, apply one or two dabs of black soap. Lather, then rinse thoroughly. Repeat and leave the soap to work for a few minutes when using as an anti-parasite treatment.

 **Tip:** may also be used for cleaning kennels, pet baskets and mats etc.

Horses

Cleans and adds shine to your horse's coat and mane.

INSTRUCTIONS FOR USE: thoroughly dampen your horse, add black soap and lather. Rinse thoroughly.

Organic farming

Can be used daily on cows and goats for cleansing their teats before milking.

INSTRUCTIONS FOR USE: dilute some black soap in a bucket of hot water. Using a clean cloth, gently wash the udders.

Marius Fabre black soap is indispensable for DIY as well as arts and crafts.



Brushes

Guarantees to make your brushes last longer and retain their bristles. Keeps them soft and easy to use.

INSTRUCTIONS FOR USE: dilute a little black soap in lukewarm water and leave your brushes to soak.

Paint stains

Removes paint stains from fabrics.

INSTRUCTIONS FOR USE: spread black soap on the stain, rub gently and leave for several hours. Repeat before washing the garment.

Tadelakt

Black soap makes this Moroccan lime plaster waterproof.

INSTRUCTIONS FOR USE: spread on black soap using a sponge (diluted to 20% to 30% in water) and smooth with a roller. Remove any excess soap. Continue until no more soap is absorbed.

A secret technique passed down from generation to generation

Marius Fabre black soap with olive oil has been produced in Salon-de-Provence for the past 110 years, following the traditional Marseilles method, saponified and baked in a cauldron. The technique is a closely-guarded secret, which has been passed down through four generations!

Environmentally-friendly and economical

Vegetable-based, solvent-free and containing no artificial colourings, Marius Fabre black soap with olive oil is biodegradable and environmentally friendly. It is currently making a come-back: everyone is looking for natural products! More and more consumers are rediscovering the benefits of household products which respect mankind and the planet.

Marius Fabre black soap with olive oil is a very efficient natural cleaning product for both home and garden, and can easily replace a dozen household products. Its very concentrated formula makes it a truly economical product. It is available in two forms: a paste (soft black soap) or a liquid.

Marius Fabre black soap with olive oil: unique and authentic!

Unlike other linseed oil-based black soaps, Marius Fabre black soap is an entirely olive oil-based product. This strongly concentrated olive oil is what gives the soap its lovely dark brown colour.

This unique recipe was perfected in 1900 by Marius Fabre, who founded the company. The Marius Fabre soap factory is the only French manufacturer of black soap with olive oil.

Ingredients (soft or liquid black soap): potassic soap with olive oil, water

**Marius Fabre liquid black soap can be used
in organic agriculture, in accordance with
Council Regulation (EC) No. 834/2007.**

MARIUS FABRE

Savonnier depuis 1900

Savonnerie Marius Fabre - 148, av. Paul Bourret
BP 12 - 13651 Salon-de-Provence cedex - France

www.marius-fabre.com

Properties and uses for Marius Fabre black soap with olive oil

THE AUTHENTIC BLACK SOAP

WITH OLIVE OIL

1900

MARIUS FABRE

EN PROVENCE



A multi-purpose product 100% natural and biodegradable

Vegetable-based: made with olive oil

Produced in France since 1900

at our soap factory in Salon-de-Provence



MADE IN FRANCE

The environmentally friendly solution for home and garden

The Marius Fabre soap factory has been producing black soap with olive oil, a multi-purpose, non-polluting cleaning product, since 1900.


Marius Fabre black soap cleans everything at home, from top to bottom.



Floors and tiled surfaces

Thanks to its rich olive oil content, Marius Fabre black soap cleans, sanitises, nourishes and adds shine to all types of flooring (tiles, terracotta, ceramic, laminate, marble, wooden parquet etc).


INSTRUCTIONS FOR USE: dilute 2 tablespoons of black soap in 5 litres of hot water. Clean. No need to rinse.

 **Tip:** Using black soap means that babies can safely crawl on a clean floor without coming into contact with chemical cleaning products.

Surfaces, worktops, cookers etc.

Black soap cuts through grease, cleans and removes fatty deposits from cookers, all types of hobs, extractor fans, ovens, worktops, sinks etc.

INSTRUCTIONS FOR USE: put a little black soap on a sponge. Wash, then rinse with hot water.

 **Tip:** while the oven is still warm, apply black soap to the soiled areas. Leave overnight, then clean and rinse.

Dishes

Cleans and cuts through grease on frying pans, deep fat fryers etc. Retains the shiny finish on stainless steel saucepans, keeps them looking like new.

INSTRUCTIONS FOR USE: put a little black soap on a sponge. Wash, then rinse with hot water.

 **Tip:** scouts use black soap to wash their cooking utensils.

More tips

- Add 5 to 10 drops of citrus essential oil with cleansing properties to black soap before cleaning your floors.
- To perfume your laundry, add a few drops of essential oils (lavender, tea-tree etc) to black soap before washing.
- In a spray bottle, combine a tablespoon of black soap, 1 litre of water and around ten drops of citrus or rosemary essential oil: this 'home-made' household cleaning product is practical to use, environmentally friendly and economical.
- Liquid black soap can also be used instead of washing up liquid.

Copper and silver

Cleans and polishes copper and silver items.

INSTRUCTIONS FOR USE: dilute 3 to 4 tablespoons of black soap in a bowl of hot water. Soak your items for 5 to 10 minutes. No need to rinse. Leave to drain then dry.

Windows

Leaves glass surfaces flawlessly clean and bright.

INSTRUCTIONS FOR USE: dilute 1 teaspoon of black soap in 2 litres of hot water. Apply with a sponge, wipe clean with a squeegee and polish with a microfibre cloth. Do not rinse.

Leather

Cleans, maintains and nourishes leather (sofas, car interiors, jackets, saddles etc) thanks to its rich olive oil content.

INSTRUCTIONS FOR USE: put a little black soap on a cloth, rub then rinse with lukewarm water. Leather regains its shine and retains its softness.

Laundry

Can be used both as a traditional detergent as well as for treating stubborn stains before washing.

INSTRUCTIONS FOR USE: for machine washing, pour approx. 3-4 tablespoons of liquid black soap into the dispenser drawer.

Before washing: apply soft or liquid black soap to the stain.

Leave for 15 minutes, then machine wash (for dried-on stains, leave the black soap to work for several days, until your next wash).

Recommendation: the black, olive oil soap may lightly tint your light coloured laundry. Do a test on a small surface beforehand.



Roofs

Revitalises slate or stone roofs, giving a natural look.

INSTRUCTIONS FOR USE: dilute 2 tablespoons of black soap in a bucket of hot water. Rub with a brush. No need to rinse.

Barbecues

Cleans and removes grease from barbecues.

INSTRUCTIONS FOR USE: put a little black soap on a brush. Rub, then rinse with hot water.

Glass-fronted fireplaces

Removes soot from glass-fronted fireplaces and stoves.

INSTRUCTIONS FOR USE: put a little black soap on some newspaper. Rub, then rinse with hot water.

Motorcycles, cars, bicycles, boats etc

Cleans and polishes cars, motorcycles, bicycles etc.

INSTRUCTIONS FOR USE: put a little black soap on a sponge. Wash then rinse. (May also be used for cleaning plastic surfaces inside cars, such as the dashboard).

Cleans boat decks and hulls, whether in wood or plastic. Recommended for its efficiency and its non-polluting properties.

INSTRUCTIONS FOR USE: dilute 2 tablespoons of black soap in a bucket of water. Wash with a sweeping brush, then rinse.

A little bit of history

In the 50s and 60s, the Marius Fabre soap factory supplied over 100 tonnes of black soap a year to the French Navy in Toulon to clean the decks of their ships.

**In the garden,
Marius Fabre black soap
is the natural way to
take care of your plants.**



Rosebushes, ornamental plants, fruit trees, vegetable gardens etc

Protects your plants from greenflies, mealybugs, red spider mites etc.

INSTRUCTIONS FOR USE: in a spray bottle, dilute 5 tablespoons of liquid black soap in 1 litre of water. Spray this mixture onto the infested plant.

RECOMMENDATIONS FOR USE

How to use *black soap*

Work tops, surfaces, hobs...

Black soap cleans and removes burnt-on greasy and hardened food deposits on cookers, hobs, extractors, ovens, worktops, sinks and the like.

Instructions for use:

A bit of black soap on a sponge.
Wash, then rinse with hot water.

Flooring and tiles

Cleans and puts a shine on all types of flooring (tiles, terracotta, ceramics, laminate, marble, wood, etc.)

Instructions for use:

Dilute 2 tablespoons of black soap in a bucket of hot water. Wash. No need to rinse.

Washing up

Cleans and degreases frying pans and deep fryers...

Instructions for use:

A bit of black soap on a sponge.
Wash, then rinse with hot water.

Fabrics, tablecloths, napkins, tea towels, etc.

Can be used as a traditional laundry detergent as well as before washing as a stain remover for difficult stains.

Instructions for use:

In the washing machine: Pour about 5 table-spoons of liquid black soap into the washing machine detergent compartment.

Before washing: Dab some soft or liquid black soap onto the stain. Leave for 10 minutes or for several days, then put it in the washing machine.

Window panes

For impeccable windows.

Instructions for use:

Dilute 1 teaspoon of black soap in 2 litres of hot water. Sponge the mixture onto the windows then remove the excess liquid with a rubber window scraper.

Finish with a microfiber cloth.

No need to rinse.



Book "1000 idées
Le savon noir"

Pack of 2
Editions Massin
MFLIVSN2 - 3298657209061



Book "Savons noirs
à tout faire"

Pack of 2
Ines Peyret - Editions Dauphin
MFLIVSN1 - 3298656314367